

## LED Surface Mount Disk Light

### CCT SELECABLE



### Smooth Profile & Dimming

Topaz's Disk Lights offer a five CCT selectable switch for easy temperature selection during installation. Ceiling or surface mount, these disk lights easily install with most four-inch junction boxes in dry, damp and wet locations. The sturdy aluminum housing and polycarbonate lens are attractive for residential and hospitality use, and additional ambiance control is available with the smooth dimming capabilities.

### FEATURES

- 5 CCT Selectable Switch:  
2700K/3000K/3500K/4000K/5000K
- ENERGY STAR® Certified, highly energy efficient with efficacy up to 72 LPW
- T24 JA8: Can be used to comply with California Energy Commission's High Efficacy LED light source requirements
- Exceptional light quality with Color Rendering Index of 90
- High performance, long functional life of 50,000 hrs (L70)
- Smooth dimming down to 5%

### SUGGESTED APPLICATIONS

- Ceiling or surface mount, designed to install with most 4" junction boxes
- Suitable for use in closets, when installed in accordance with NEC requirements
- Suitable for dry, damp and wet locations





Job Name/Title: \_\_\_\_\_ Catalog Number \_\_\_\_\_  
Contractor: \_\_\_\_\_ Notes: \_\_\_\_\_

## LED Surface Mount Disk Light

### CCT SELECABLE

#### GENERAL SPECIFICATIONS

**Input Voltage, Frequency:** 120V, 60Hz  
**Power Factor, THD %:** ≥0.96, ≤13%  
**Dimmable:** Down to 5%  
**Efficacy:** Up to 72 LPW

**CRI:** 90  
**Functional Life (L70):** 50,000 hours  
**Location Rating:** Wet  
**Ambient Operating Temp:** -4°F to 113°F

#### ITEM SPECIFICATIONS / ORDER INFO

Catalog Number	Order Code	UPC	Lumens	Watts	Input Amps	CCT	Beam Angle	ENERGY STAR
<b>SDL4/8W/WH/D/CTS-46</b>	70722	751338037069	580	8W	0.09A	2700K   3000K   3500K   4000K   5000K	110°	Y
<b>SDL6/11W/WH/D/CTS-46</b>	70723	751338037076	770	11W	0.125A	2700K   3000K   3500K   4000K   5000K	110°	Y
<b>SDL6/15W/WH/D/CTS-46</b>	70724	751338037083	1,000	15W	0.16A	2700K   3000K   3500K   4000K   5000K	110°	Y

#### NOMENCLATURE

Example: **SDL4/8W/WH/D/CTS-46**

**SDL4** = 4" Surface Disk Light / **8W** = 8 Watts / **WH** = White / **D** = Dimmable / **CTS** = CTS = Color Temperature Selectable

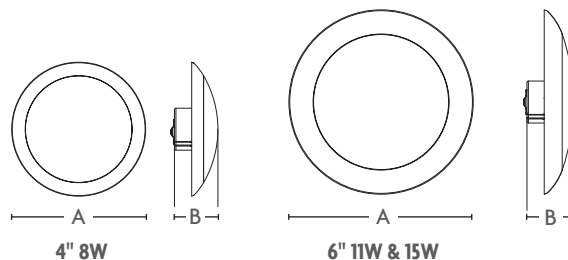
**SDL6** = 6" Surface Disk Light / **11W** = 11 Watts  
/ **15W** = 15 Watts

#### ENERGY SAVINGS

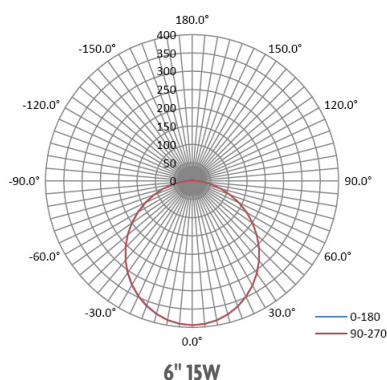
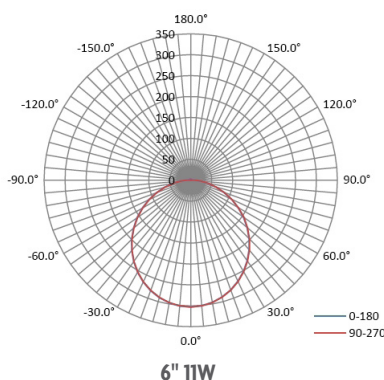
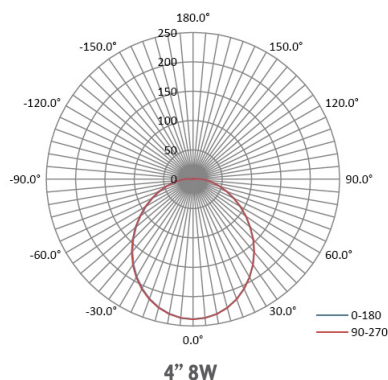
Catalog Number	LED Watts	Incandescent Replacement Watts	Watts Saved	Yearly Savings	5 Year Savings
Based on 12 hours/day and .11¢/kWh					
<b>SDL4/8W/WH/D/CTS-46</b>	8W	50W	42W	\$20.24	\$101.18
<b>SDL6/11W/WH/D/CTS-46</b>	11W	65W	54W	\$26.02	\$130.09
<b>SDL6/15W/WH/D/CTS-46</b>	15W	75W	60W	\$28.91	\$144.54

#### PRODUCT DIMENSIONS / LINE DRAWING

Catalog Number	(A)	(B)	Weight
<b>SDL4/8W/WH/D/CTS-46</b>	5.4"	1.8"	0.3 Lbs.
<b>SDL6/11W/WH/D/CTS-46</b>	7.5"	1.9"	0.5 Lbs.
<b>SDL6/15W/WH/D/CTS-46</b>	7.5"	1.9"	0.5 Lbs.



#### POLAR PLOTS



#### NOTES:

Dimming- This unit is designed to be compatible with most leading-edge type incandescent or LED style dimmers. (Dimming range 100% - 5%).

Fixture performance may vary depending on dimmer manufacturer and circuit loading. For an up to date dimmer compatibility list visit [www.topaz-usa.com](http://www.topaz-usa.com).

Specifications subject to change without prior notice. Replacement wattage shown depends on application and fixture.

This device complies with Part 15 of the FCC Rules. Operation is subject to the following two conditions: (1) this device may not cause harmful interference, and (2) this device must accept any interference received, including interference that may cause undesired operation.

**WARNING:** Some products included in this specification sheet may be subject to the warning requirements of California's Proposition 65.  
Please refer to your product packaging for more information.

May 2020